

YANGZIJIANG FINANCIAL HOLDINGS LTD

Share Price: **S\$0.525**

COMPANY DESCRIPTION

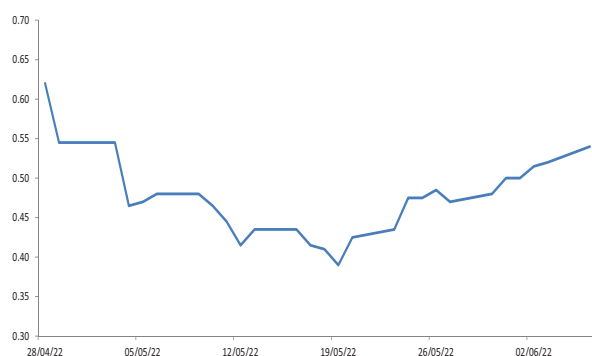
Listed on the SGX-ST in 2022, Yangzijiang Financial Holding Ltd is the investment business spin-off from Yangzijiang Shipbuilding (Holdings) Ltd. It has an established presence in the PRC with more than 14 years in the investment management and debt investment business.

Name	YANGZIJIANG FINANCIAL HOLDING LTD
Bloomberg Code	YZJFH SP Equity
3M Avg Daily Trading Vol (k)	-
3M Avg Daily Trading Val (\$'000)	-
Major Shareholder / Holdings	Ren Yuanlin (21.6%) / Lido Point Investments (10.0%) / T. Rowe Price (7.5%)
Shares Outstanding (m)	3,950.6
Market Capitalisation (\$m)	2,074.1
52 week Share Price High/Low	0.695 / 0.39

STOCK PRICE PERFORMANCE

Absolute Return (%)	1M	3M	12M
	10.4	-	-

PRICE CHART



Source : Bloomberg

Financial Assets Selling At A Bargain

Since its mainboard listing on 28 April '22, YZJFH share price has been tumultuous, plunging from S\$0.69 at open to a low of S\$0.39 on 19 May. Selling pressure came from shareholders who are invested only for the shipbuilding business, as well as the removal of YZJFH from the STI Index. Subsequently, share price has recovered to S\$0.525 as of today, after the company announced that they will be holding an EGM on 8 June '22 for shareholders to approve a new share buy-back mandate to allow the company to buy up to 10% of its outstanding shares, as well as an upward revision in FY22, FY23 and FY24 dividend pay-out ratio from a minimum of 30% to 40%.

Notwithstanding the 36% recovery in share price from its nadir of 39 cents, we believe that there is still more value to be uncovered/ discovered given its 1) attractive valuations (FY21 6.3x price earnings ratio, 0.49x price to book), 2) high quality debt investment portfolio, after having left the most problematic loans in YZJ Shipbuilding books, 3) revised dividend pay-out policy for FY22, FY23 and FY24 from a minimum of 30% to 40% translating to an attractive dividend yield of close to 5%, 4) inclusion in the CPF Investment Scheme, and 5) board of directors' insider purchases between S\$0.48 – S\$0.575.

KEY FINANCIALS

December Year End	FY19	FY20	FY21
Revenue (\$m)	457.2	495.2	384.8
EBITDA (\$m)	433.2	470.3	363.7
EBITDA Margin (%)	94.8	95.0	94.5
Net Income Attributable to Shareholders (\$m)	344.6	321.1	327.2
Net Profit Margins (%)	75.4	64.8	85.0
P/E (x)	6.0	6.5	6.3
P/B(x)	0.6	0.4	0.5
ROE (%)	9.8	6.9	7.7
EPS (\$)	8.72	8.13	8.28

* Exchange rate for S\$:RMB is 5.0600, 5.0085 and 4.7991 for FY19, FY20 and FY21 respectively.
Source: Yangzijiang Financial Holdings, Lim & Tan Research

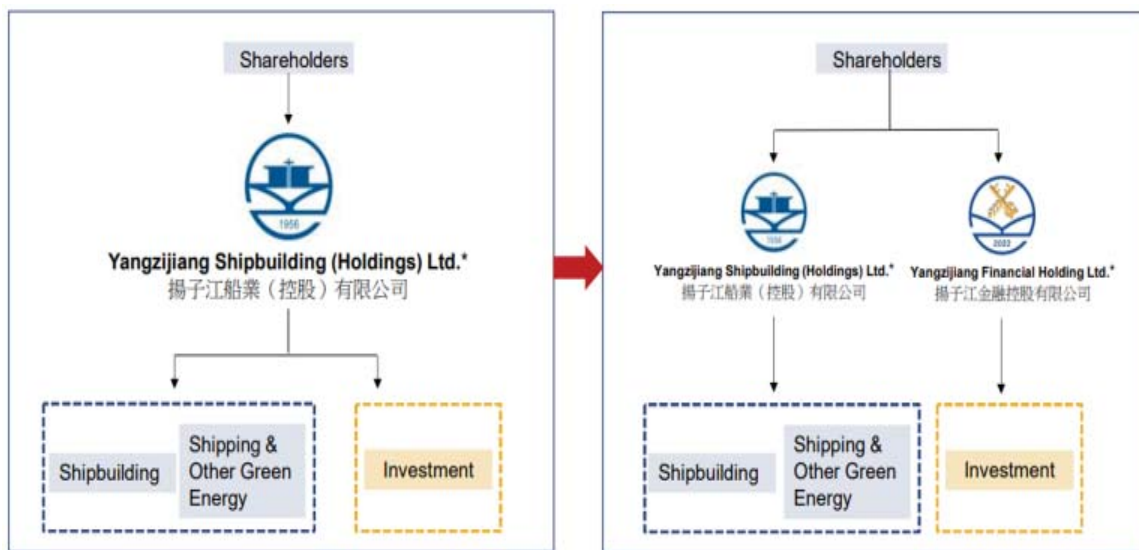
Chan En Jie
Tel: 65330595
Email: ejchan@limtan.com.sg

YANGZIJIANG FINANCIAL HOLDINGS LTD

We see the share buy-back mandate approval on 8 June '22 as a near-term price-support mechanism. This is because we understand that YZJFH has already successfully remitted S\$500 million out of China and is currently sitting in a Singapore bank awaiting deployment. We believe the low interest rate of 1% versus the close to 5% dividend yield that YZJFH's shares offer provides a rare window of arbitrage opportunity for management to deploy their S\$1 billion of cash holdings (S\$500 million in China and S\$500 million in Singapore). As its debt securities mature, we expect net cash to balloon to about S\$1.5 billion by end-2022, representing 72% of current market cap.

Near-term, we believe investors can take reference to the board of director's insider purchases of as high as 57.5 cents as a guide to indicate that they believe YZJFH is undervalued even with the recent 35% recovery in share price. Medium term, if YZJFH can potentially trade at 30% discount to its peer group average discount at 0.70x price to book, the stock can potentially trade up to about 76 cents. Longer term, if YZJFH can successfully transform into an asset-light and fee-based investment manager with ROEs in excess of 10%, the company can potentially close its valuation gap with its NAV of S\$1.08/share.

Exhibit 1: Investment Business Spin-Off Listing



Source: Yangzijiang Financial Holdings, Lim & Tan Research

Prior to its listing, YZJFH was backed by Yangzijiang Shipbuilding (Holdings) Ltd. (YZJSB), one of the world's largest and established shipbuilding companies. With distinct business activities and assets for the Shipbuilding Business and Investment Business, the YZJFH spin-off allows the market to accord separate valuations for the 2 businesses. Other than reducing any possible conglomerate discount, the spin-off allows the management of YZJFH to have full autonomy over its business direction and growth strategies, as well as providing shareholders the flexibility to separate their investment decisions regarding the Shipbuilding and Investment business. Shareholders of YZJSB were accorded a dividend-in-specie of YZJFH shares on a one-to-one basis.

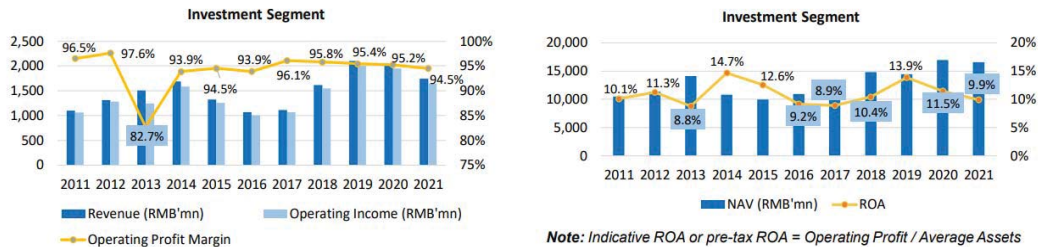
Strong leadership team of investment professionals. YZJFH's leadership team have on average 17 years of relevant experience, backed by more than 50 professionals in the PRC and Singapore. Of note is its CEO Mr Vincent Toe, bringing over more than 25 years of experience in Fund management and investment advisory, mergers and acquisitions, IPO deals and fundraising, throughout Asia. Mr Peng Xingkui, CIO in PRC was also the head of the Investment Management Department of YZJSB and contributed to its stellar performance. Mr Chew Sutat, lead independent director of YZJFH, was senior managing director and a member of Singapore Exchange Limited's executive management team for 14 years while Ms Liu Hua, CFO and COO, was formally the CFO of YZJSB since 2008. Mr Chua Kim Leng, independent director, possesses 25 years of service in MAS and was a member of the MAS Executive Committee.

Notable investment track record over 14 years. YZJFH has inculcated strong domestic relationships and networks with its presence in the PRC for more than 14 years. Its track record has been notable over a long-term investment horizon. Since inception, the investment management business has achieved an IRR of between 10-30% with cumulative historical investment returns in excess of RMB2.0 billion from around RMB5.0 billion of its proprietary capital. As of 31 December'21, YZJFH's Investment Management Portfolio consists of 12 funds covering 23 projects in the PRC totalling an estimated RMB4.6 billion.

YANGZIJIANG FINANCIAL HOLDINGS LTD

Exhibit 2: Historical Track Record

Consistently delivered >95% Operating Profit Margin and pre-tax ROA of >9.5% for the past 3 years



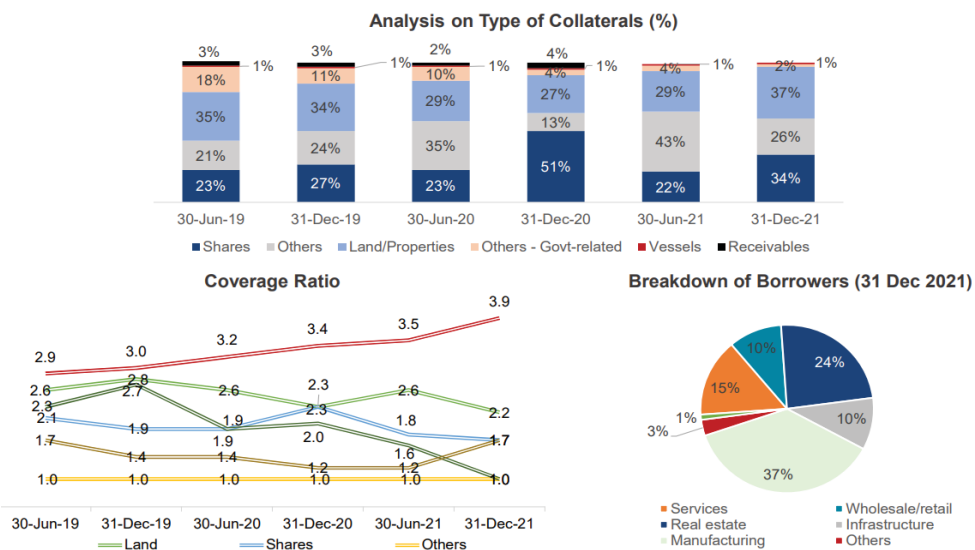
Notable Fund Investments

Funds	Year Established	Fund Size	Group's Stake	Status	Expected IRR
1. Fund A	Nov-2013	RMB 500mn	38.0%	Fully Funded; Liquidation Stage	>10%
2. Fund B	Nov-2016	RMB 300mn	30.0%	Fully Funded; Liquidation Stage	>30%
3. Fund C	Nov-2016	RMB 3.21bn	15.6%	Fully Funded; Liquidation Stage	>25%
4. Fund D	Jul-2017	RMB 1.11bn	24.4%	Fully Funded; Liquidation Stage	>12%
5. Fund E	Sep-2018	RMB 3.33bn	15.0%	Fully Funded; Investment Stage	>15%

Source: Yangzijiang Financial Holdings

In addition, its debt investment business is able to achieve a debt yield of 10-15%, notwithstanding a default rate below 5.0% and recovery ratio of above 70.0%. This consists mainly of fixed interest debt instruments through intermediary financial institutions, as well as microfinancing loans to SMEs operating in a variety of industries in the Jiangsu Province. As of 31 December '21, total loan and debt investments portfolio book size is at about RMB18.7 billion.

Exhibit 3: Debt Investment Portfolio Overview



Source: Yangzijiang Financial Holdings

High quality loan portfolio under stringent requirements.

YZJFH operates a more prudent stance by classifying a debt investment as non-performing immediately after the principal payments have passed due, compared to the industry standard of being overdue for more than 90 days. While its non-performing loan ratios were higher than comparable peers at 14.8%, 17.2% and 16.3% in FY19, FY20 and FY21, respectively, YZJFH only utilized 12.4%, 0.0% and 2.2% of the allowance for impairment losses (debt investments utilisation ratio). We think there is potential for a write-back in loss allowance provisions for FY22 and beyond given the huge S\$108 million loss provision recognised in FY20 due to Covid-19 and that its debt investments utilisation ratio has been historically low. Notwithstanding a collateral coverage ratio of 1.21 times, YZJFH has also implemented a credit monitoring system to mitigate credit risk. As of end-FY21, none of the customers for the Debt Investment business individually account for more than 5% of total revenue.

Exhibit 4: Debt Investments Utilisation Ratio And Loss Allowance

	FY19 S\$'000	FY20 S\$'000	FY21 S\$'000
Total outstanding loans (debt investments at amortised costs)	3,141,236	3,786,266	3,853,830
Utilisation of allowance for impairment losses on Debt Investments	41,111	—	9,125
Allowance for impairment losses on Debt Investments at end of year	289,777	400,484	398,702
Debt Investments utilisation ratio	12.4%	—	2.2%
Loss allowance recognised in profit and loss	25,320	107,728	(10,132)

Source: Yangzijiang Financial Holdings, Lim & Tan Research

Another point to note is that these debt investments and financial assets acquired by YZJFH are basically filtered and of a higher quality. 15% of the debt investments and 16.8% of financial assets were left behind in YZJSB, reasons include 1) litigation proceedings with the debtors for overdue payment, 2) Debt Investments embroiled in financial difficulties, and 3) financial assets restricting a change in ownership.

Targeting direct investment and fund management business.

YZJFH intends to pare down its Debt Investment Business which consists of liquid and flexible loans of which 90% is expected to mature within the year. After maturity, YZJFH plans to redeploy a portion of the principal back again into the debt investment business. The debt investment business will be reduced from 70% to 50% of YZJFH's total NTA by end-FY22F, below hitting 30% or below after FY23F. The company plans to redeploy the remaining principal into the Investment management business in the core markets of PRC and Singapore. The decrease in interest income is expected to be offset by the increase in dividend income arising from the Investment management business. Dividend income increased 456% from S\$14.1 million in FY20 to S\$78.4 million in FY21.

Exhibit 5: Interest Income & Dividend Income

	FY19	FY20	FY21
	S\$'000	S\$'000	S\$'000
Interest income	426,114	415,479	368,667
Dividend income	27,398	14,068	78,361



Source: Yangzijiang Financial Holdings, Lim & Tan Research

YANGZIJIANG FINANCIAL HOLDINGS LTD

The company also intends to foray into the newly established Fund Management business in Singapore to generate recurring fee-based income. Within a year, YZJFH expects to deploy a total of RMB 5.0 billion into the investment management and fund management business, mostly in Singapore. Diversification plans are also underway to replace its portfolio mix of previously ~100% in the PRC to 50% PRC and 50% offshore (Singapore as 2nd core market). YZJFH intends to capture cross-border investment opportunities by leveraging on the Qualified Domestic Limited Partnership (“QDLP”) and Qualified Foreign Limited Partnership (“QFLP”) schemes in the PRC.

Exhibit 6: Expansion Plan Over The Next 5 Years

	Post-Transaction	Within 1 year	Next 2-5 years
Debt Investment	Onshore: To gradually taper size of existing portfolio, ~90% of debt investment portfolio to mature by end-2022		
Investment Management	Onshore: Grow investment portfolios in PE Funds, Mezzanine Funds and Public Equities		
	Offshore: Partnering fund management companies to launch Co- GP Funds, while build on talent pool and experiences	Target to deploy a total of RMB 2.5bn proprietary capital by end-1H2022	Target to deploy additional RMB 1bn (≥ 20%) of proprietary capital p.a. to grow its offshore businesses
Fund Management	Offshore: Immediate access into the industry via acquisition of a licensed Fund Management Company	Target to launch own GP funds in 2H2022, with a total of RMB 2.5bn proprietary capital as GP capital	Leverage on QFLP and QDLP* initiatives to capture cross-border investment opportunities

 A well-balanced portfolio Onshore and offshore each accounts for 50% of Investment Amount	 Dividend Target to recommend and distribute dividends of not less than 30% of the NPAT for FY2022, FY2023 and FY2024
--	---

Source: Yangzijiang Financial Holdings

While its current investment portfolio consists of mainly listed and unlisted equities, YZJFH intends to diversify into new asset classes such as private debt, mezzanine financing and Real Estate Investment Trusts (REITs).

Entry into fund management through acquisition of GEM. YZJFH announced its intention of entering the fund management industry in Singapore through the acquisition of GEM Asset Management Pte Ltd (“GEM”) on 28 April '22, a CMS-licensed fund management company. Mr Ren Yuanlin, Executive Chairman and Mr Vincent Toe, CEO of YZJFH, both held an individual stake of 30% each in GEM prior to the acquisition. GEM currently manages three funds, namely, ICH Gemini Asia Growth Fund, GEM Tech Dev Holdings and Golden Ox Medical Fund, with a total funds under management of approx. S\$58.3 million.

YANGZIJIANG FINANCIAL HOLDINGS

Exhibit 7: Acquisition Of GEM

About GEM

GEM Asset Management Pte Ltd

-  A leading asset management firm founded and headquartered in Singapore, with a CMS Licence, wholly-owned by Mr Ren Yuanlin, Mr Toe Teow Heng and Mr Xu Fan
-  Provides asset management and family office incubation services, including providing and managing an efficient and private investment platform for investors through the establishment of VCC umbrella fund structure
-  Extensive private banking network

 **Key Milestones**

- Established ICH Gemini Pte Ltd (former name)
- Received Registered Fund Management Company status from Monetary Authority of Singapore
- Incepted US\$86mn ICH Gemini Asia Growth Fund
- Received Licensed Accredited/ Institutional Investors Fund Management Company status
- 2021: Launched 2 umbrella Variable Capital Companies (VCCs) funds, GEM Tech Holding VCC and Golden Ox Fund VCC, with a total of 4 sub-funds
- Secured QDLP allocation

Provided investment management and advisory for assets of >US\$2.4bn since establishment

Source: Yangzijiang Financial Holdings

On 10 May '22, GEM announced that it will establish a new fund, GEM Asia Growth Fund. The fund is expected to have an AUM of up to S\$200 million of assets. S\$60 million is to be funded by YZJFH's proprietary capital and the remaining S\$140 million to be funded by third-party funds. It is targeted towards investing in growing companies in need of capital infusion for capital market expertise and growth.

A bargain at current valuations. Based on a NAV per share of S\$1.08 (as of 31 December '21), YZJFH trades at 0.49x P/B. FY21 P/E stands at 6.3x vs peers average of 10.7x. Our peer comparison exclude Chinese banks as YZJFH is in a net cash position with over-collateralization as compared to these banks which are highly-leveraged at 6-7x. Since its listing, YZJFH's share price has plunged from S\$0.69 to a low of S\$0.39, before recovering to S\$0.525 as of today. We think two possible reasons are: 1) shareholders receiving the dividend-in-specie who are interested only in the shipbuilding business exited the investment business, and 2) removal from the STI Index leading to a general decline in interest. With its low P/B, P/E in the mid-single digits, as well as an upward revised 40% dividend payout policy (excluding non-recurring, one-off and exceptional items) for FY22-FY24, investors should be given a rather decent yield while YZJFH transits from its Debt Investment Business to its Investment Management and Fund Management Business.

YANGZIJIANG FINANCIAL HOLDINGS LTD

Exhibit 8: Peers Comparison

FYE	Market Cap (S\$m)	Op. Margins (%)	Net Margins (%)	P/E (x)			P/B (x)			Div Yield (%)			ROE			
				FY21	FY22	FY23	FY21	FY22	FY23	FY21	FY22	FY23	FY21	FY22	FY23	
Investment Managers in Asia																
VALUE PARTNERS GROUP LTD	12/2021	1,001	35.4	33.0	12.6	12.7	8.3	1.1	1.0	1.0	3.0	3.0	4.8	8.6	8.4	11.9
Investment Managers in US																
BLACKSTONE INC	12/2021	198,137	58.5	25.9	16.2	21.1	19.2	15.1	7.8	7.3	4.0	4.0	4.4	72.9	48.7	52.8
BROOKFIELD ASSET MANAGE-CL A	12/2021	113,663	15.3	5.2	--	17.3	15.6	1.8	1.8	1.7	1.1	1.1	3.3	10.3	6.3	6.8
KKR & CO INC	12/2021	67,677	54.6	17.9	12.1	13.1	11.6	2.3	1.8	1.6	1.1	1.1	1.2	31.9	14.3	13.3
APOLLO GLOBAL MANAGEMENT INC	12/2021	47,393	55.8	20.1	17.5	10.6	8.9	3.1	7.0	0.5	2.7	2.7	2.9	85.1	52.6	36.2
VICTORY CAPITAL HOLDING - A	12/2021	2,650	40.2	31.1	6.5	5.8	5.5	2.0	1.6	1.4	3.5	3.5	3.9	34.0	33.5	38.8
Average					13.1	13.6	12.2	4.8	4.0	2.5	2.5	2.5	3.1	46.8	31.1	29.6
Median					14.2	13.1	11.6	2.3	1.8	1.6	2.7	2.7	3.3	34.0	33.5	36.2
Investment Managers in EU and UK																
TIKEHAU CAPITAL	12/2021	5,502	57.6	47.4	10.3	17.2	12.4	1.2	1.25	1.17	2.9	2.9	3.4	10.9	8.0	10.3
GIMV NV	03/2022	2,181	69.9	63.2	8.4	--	--	1.1	--	--	4.5	4.5	4.6	13.0	--	--
MOLTEN VENTURES PLC	03/2021	1,462	94.4	92.6	1.8	3.0	3.5	0.6	0.6	0.5	--	--	--	31.6	22.9	19.2
Average					6.8	10.1	7.9	1.0	0.9	0.8	3.7	3.7	4.0	18.5	15.4	14.7
Median					8.4	10.1	7.9	1.1	0.9	0.8	3.7	3.7	4.0	13.0	15.4	14.7
Average					10.7	12.6	10.6	3.1	2.9	1.9	2.9	2.9	3.5	33.1	24.3	23.7
Median					11.2	12.9	10.3	1.8	1.7	1.3	3.0	3.0	3.6	31.6	18.6	16.2

Source: Yangzijiang Financial Holdings, Bloomberg, Lim & Tan Research

Share buy-back to provide price support. We see YZJFH's recent announcement of a share buy-back mandate on 23 May'22 as a positive signal by acting as a price support at current valuations. The approval of the mandate is expected to be held at the upcoming EGM on 8 June'22. Based on recent insider purchases, we believe management also holds the same view that YZJFH is trading at bargain valuations. Since its listing on 28 April'22, 3 board of directors have bought a total of 862,000 shares at a VWAP of S\$0.54, 1.0% higher than today's price. We think that the insider purchases may have been paused after 5 May'22 so as to provide about a 2-weeks gap before the announcement of the share buy-back mandate.

Exhibit 9: Insider Transactions By The Board Of Directors

Date	Name	Designation	Shares Bought	Price
29-Apr-22	Toe Teow Heng	CEO	400,000	0.570
29-Apr-22	Chew SuTat	Lead Independent Director	150,000	0.575
4-May-22	Chua Kim Leng	Independent Director	50,000	0.510
5-May-22	Chua Kim Leng	Independent Director	100,000	0.480
5-May-22	Chew SuTat	Lead Independent Director	162,000	0.485

Source: SGX, Lim & Tan Research

In addition, we think that YZJFH holds significant firepower at hand to support current price levels and provide share buy-back up to the maximum 10% of the total issued ordinary share capital, or 395,058,922 Shares. YZJFH currently holds about S\$500 million of cash and cash equivalents in Singapore, with another S\$500 million in PRC and expected to be deployed in Singapore in the coming months. With a total of S\$1.0 billion of cash at hand, it is sufficient to fully buy-back the 10% limit, which only amounts to S\$207.4 million at the current share price of S\$0.525. To add on, this does not take into account the loans portfolio of which 90% is expected to mature within the year, which could bring in an additional S\$2.2 billion in cash (before redeployment of recycled capital into other businesses). We believe that the very low interest rate of 1% sitting in a bank versus the close to 5% div yield that YZJFH's share offers (assuming S\$250 million profit and 40% payout ratio), there-in lies a window of opportunity for the company to arbitrage on the big difference in what they currently earn and what YZJFH's shares can potentially offer.

Shareholding Statistics. As of the listing date, 48.0% of the company is owned by major shareholders. Ren Yuanlin, Executive Chairman of YZJFH owns 21.6%, while Lido Point Investments Ltd (employee benefit trust for YZJFH employees) owns 10.0%, suggesting that their interests are aligned with the minority shareholders.

Exhibit 10: List Of Major Shareholders

	Position	% of Outstanding
Ren Yuanlin	852,845,825	21.6%
Lido Point Investments Ltd	394,134,000	10.0%
T. Rowe Price Associates, Inc.	295,981,100	7.5%
Ren Letian	165,797,370	4.2%
Xinyangchuan Settlement	150,000,000	3.8%
EDB Investments Pte Ltd	18,587,360	0.5%
Alexandrian Worldwide Incorporated	18,587,360	0.5%
Total		48.0%

Source: Yangzijiang Financial Holdings, Lim & Tan Research

Risks. Performance of newly established fund management business in Singapore may differ from track record. Regulatory and expansion risks associated with the investment business in Singapore. Foreign exchange risks between its business operations in Singapore and China as its reporting currency is in the Singapore dollar, YZJFH does not hedge its foreign exchange exposures. Liquidity risks of its fund investments such as private equity, may not be easily tradable and requires a long-term time horizon.





Management Team
Exhibit 11: Board Of Directors

Board of Directors		
	Name & Position	Work Experience
	Ren Yuanlin Executive Chairman	Mr Ren is the founder of Yangzijiang Shipbuilding (Holdings) Ltd. and currently the Honorary Chairman of the Board. He was crowned the country winner of the Mainland China region at the prestigious Ernst & Young Entrepreneur of the Year China 2011 awards. In 2014, Mr Ren was awarded the 2013-2014 Outstanding Entrepreneur Award by the Chinese Enterprises Association, China Entrepreneurs Association and China Enterprise Management Science Foundation, in recognition of his success in heading Yangzijiang Shipbuilding and his contribution to the nation's social and economic development.
	Vincent Toe Chief Executive Officer, Chief Investment Officer - Offshore	Mr Toe has over 25 years of experience in fund management and investment advisory, M&A, IPO deals and fundraising, throughout Asia. Prior to joining ICHAM, a Singapore-based fund management company as Managing Director, he was an investment banker at UBS A.G., DBS Bank and JP Morgan. He was also a fund manager at GEM Asset Management Pte Ltd, which specialises in wealth management, private equity and venture capital fund management. He was the Independent Non-executive Director of Yangzijiang Shipbuilding (Holdings) Ltd, as well as the Independent Director and Chairman of Audit Committee of Tianjin Zhong Xin Pharmaceutical Co., Ltd. Mr Toe holds a Bachelor of Business (First Class Honours, Gold Medal) from Nanyang Technological University of Singapore, and is a Chartered Financial Analyst.
	Chew Sutat Lead Independent Director And Member of Investment Committee	Mr Chew was senior managing director and a member of the Singapore Exchange Limited's executive management team for 14 years. Prior to joining the Singapore Exchange Limited, Mr Chew held senior roles at Standard Chartered Bank, OCBC Securities and DBS Bank, where he held varying portfolios in strategic planning and business development for institutional banking and private clients. Mr Chew co-founded Shan De Advisors and serves as a Non-Executive Board Member of ADDX. He is a Fellow of Singapore Institute of Directors and the Institute of Banking and Finance Singapore (IBF) and was awarded Global Investor Asia Capital Markets Lifetime Achievement Award. Mr Chew graduated with a Bachelor of Arts (First Class Honours) degree in Philosophy Politics & Economics (PPE) from Oxford University and holds a Master of Arts degree from Oxford.
	Chua Kim Leng Independent Director, Chairman of Audit And Member of Risk Management Committee	Mr Chua currently serving as the Board of Director of the Casino Regulatory Authority, United Oversea Insurance Limited, ADDX and TEHO International Inc Ltd. He has 25 years of distinguished service in the Monetary Authority of Singapore (MAS). Before joining Yangzijiang Financial Holding, Mr Chua was the Special Advisor (Financial Supervision) of MAS. Prior to that, Mr Chua was the Assistant Managing Director in charge of the Banking & Insurance Group and a member of MAS Executive Committee. Mr Chua was awarded the Public Administration Medal by the President of Singapore in 2014 for his contributions to the public service. Mr Chua holds a Bachelor of Business Administration (Honours) from the National University of Singapore.
	Leon Yee Independent Director, Chairman of Nomination And Member of Remuneration Committee	Mr Yee is the Chairman of Duane Morris & Selvam LLP. He serves as the Global Head of Corporate for Duane Morris & Selvam. He has almost two decades of extensive corporate law expertise and regularly advises on corporate finance, venture capital, capital markets, takeovers, cross-border M&As, corporate governance, corporate restructurings, joint ventures, as well as complex financing transactions. Mr. Yee is an Independent Director of F J Benjamin Holding Ltd. He was the former Chairman of an SGX- listed real estate developer and a former Independent Director of a LSE listed fashion company. Mr. Yee graduated from Law at Christ's College, Cambridge University with Honours. He is an Advocate & Solicitor of the Supreme Court of Singapore and a Solicitor of England and Wales.

Source: Yangzijiang Financial Holdings, Lim & Tan Research

YANGZIJIANG FINANCIAL HOLDINGS LTD

Exhibit 12: Key Management

Key Management		
	Name & Position	Work Experience
	Peng Xingkui Chief Investment Officer – Onshore	Mr Peng has over 10 years of experience in the banking and investment management sectors. Prior to the spin-off, Mr Peng was the Head of Investment Management Department of Yangzijiang Shipbuilding (Holdings) Ltd. Mr Peng joined Yangzijiang Shipbuilding (Holdings) Ltd. as the Deputy Chief of the Capital Business section of Jiangsu New Yangzi Shipbuilding Co., Ltd. back in April 2015. Mr Peng was promoted to the position of Director of the President's Office of Yangzijiang Shipbuilding Group in May 2016; and was promoted to the position of Investment Director of the Investment Management Department in May 2017; and was the Head Director of the Investment Management Department of Jiangsu Yangzijiang Shipbuilding Co., Ltd. since January 2020. From April 2010 to April 2015, Mr Peng worked in the International Business Department in the Jiangsu Jiangyin Rural Commercial Bank Co., Ltd. Mr Peng holds a Bachelor's Degree in International Economics and Trade from the Shandong University of Finance and Economics, as well as a Master's degree in Economics (International Trade) from the Nanjing University of Finance and Economics in April 2010.
	Liu Hua Chief Financial Officer and Chief Operation Officer	Ms Liu joined Yangzijiang Shipbuilding (Holdings) Ltd. as finance controller in November 2007 and was redesignated as Chief Financial Officer of the Group in June 2008. Ms Liu has extensive experience in finance and corporate financial management. Prior to joining Yangzijiang Shipbuilding, Ms Liu was the Finance Controller of Global Container Freight Pte Ltd, in charge of overall financial function of its subsidiaries in Singapore, China, Taiwan, Malaysia, Myanmar, Cambodia, Thailand and Vietnam. Ms Liu is a CPA member of the Institute of Certified Public Accountants of Singapore since 2004. She was awarded the Chartered Financial Analyst by the CFA Institute in 2007 and was admitted as a FCCA in 2009.
	Su Qing Chief Compliance Officer – Onshore	A 14 year veteran in the law industry, Mr Su has spent his entire career with Yangzijiang Shipbuilding (Holdings) Ltd, having join the company as a Translator back in November 2007. Progressing through the ranks to the Legal Director of the subsidiary called Jiangsu Xinyang Ship Investment Co., Ltd. in 2019. Mr Su holds a Bachelor of Science (Economic Law) from the East China University of Political Science and Law.
	Terence Lee Chief Compliance Officer – Offshore	Mr Terence Lee has more than 15 years of experience in compliance and finance in the financial and banking industry. Before joining Yangzijiang Financial Holding, he was the Director of Compliance and Operations in GEM. Prior to that, he was the Compliance and Financial Director of Zhongtai International Asset Management and Securities Company, China Construction Bank and First Commercial Bank. He was also the financial manager in Citibank and HSBC. Mr Terence Lee holds a Master of Accounting, from Curtin University and a Honours degree in Economics from London School of Economics, University of London. He is a member of CPA Australia, a Professional Member of International Compliance Association (ICA), and a Member of the Association of Anti-Money Laundering Specialist (ACAM-Association of Anti-Money Laundering Specialist).

Source: Yangzijiang Financial Holdings, Lim & Tan Research

RESEARCH DISCLAIMER

▶ This report is intended for clients of Lim & Tan Securities Pte Ltd [herein after termed as LTS] only and no part of this document may be –

- i. Copied, photocopied, duplicated, stored or reproduced in any form by any means or
- ii. Re-distributed or disseminated, directly or indirectly, to any other person in whole or in part, for any purpose without the prior consent of LTS.

This research report is prepared for general circulation. It does not have regard to the specific investment objectives, financial situation and particular needs of any specific recipient of this research report. You should independently evaluate particular investments and consult your independent financial adviser before making any investments or entering into any transaction in relation to any securities or investment instruments mentioned in this report.

The information, tools and material presented herein this report are not directed at, or intended for distribution to or use by, any person or entity who is a citizen or resident of or located in any jurisdiction where such distribution, publication, availability or use would be contrary to applicable law or regulation or which would subject LTS to any registration or licensing requirement within such jurisdiction.

The information and opinions presented in this research report have been obtained or derived from sources believed by LTS to be reliable. Their accuracy, completeness or correctness is, however, not guaranteed. Opinions and views expressed in this report are subject to change without notice, and no part of this publication is to be construed as an offer, or solicitation of an offer to buy or sell securities, futures, options or other financial instruments or to provide investment advice or services. Therefore, LTS accepts no liability for loss arising from the use of the material presented in this report where permitted by law and/or regulation. LTS may have issued other reports that are inconsistent with the assumptions, views and analytical methods of the analysts who prepared them.

LTS, its directors, its connected persons and employees may, from time to time, own or have positions in any of the securities mentioned or referred to in this report or any securities related thereto and may from time to time add to or dispose of or may be materially interested in any such securities. LTS's research analysts are primarily responsible for the content of this report, in part or in whole, and certifies that the views about the companies expressed in this report accurately reflect his personal views. LTS prohibits the research analysts who prepares this report from receiving any compensation (excluding salary and bonuses) or other incentives and benefits receivable in respect of this report or for providing specific recommendation for, or in view of a particular company or companies mentioned in this report.

ANALYST DISCLOSURE

As of the date of this report, the research analysts primarily responsible for the content of this research report do have a financial interest* in Yangzijiang Financial Holdings as recommended in this report.

* *Includes direct or indirect ownership of securities or Futures Contracts (excluding the amount of securities or Futures Contracts owned), directorships or trustee positions.*